

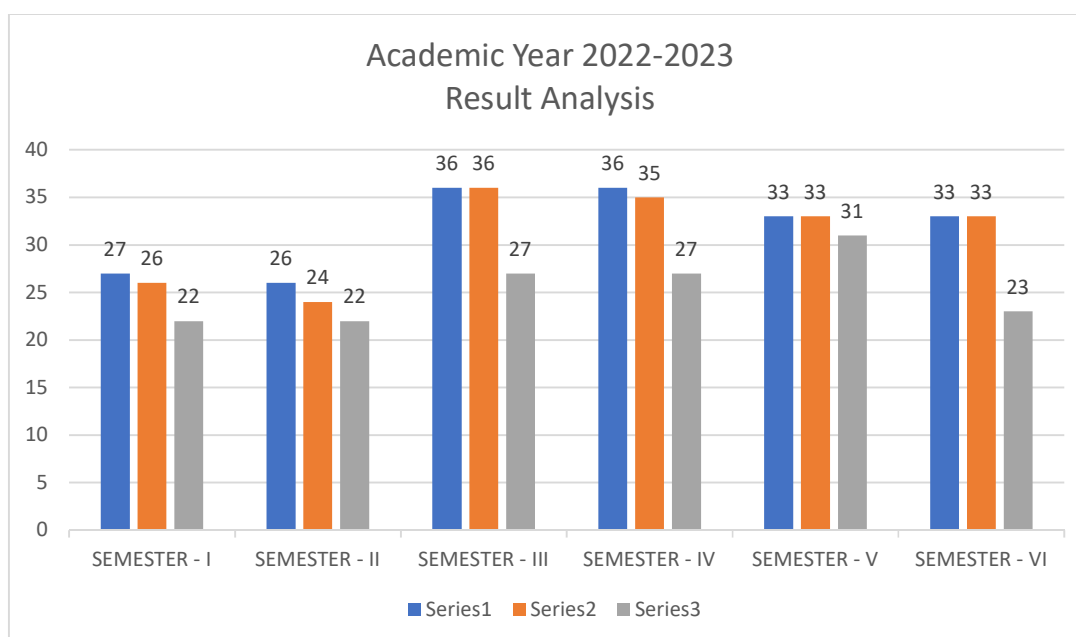
TELANGANA TRIBAL WELFARE RESIDENTIAL DEGREE COLLEGE (BOYS) MANUGURU

DEPARTMENT OF COMMERCE

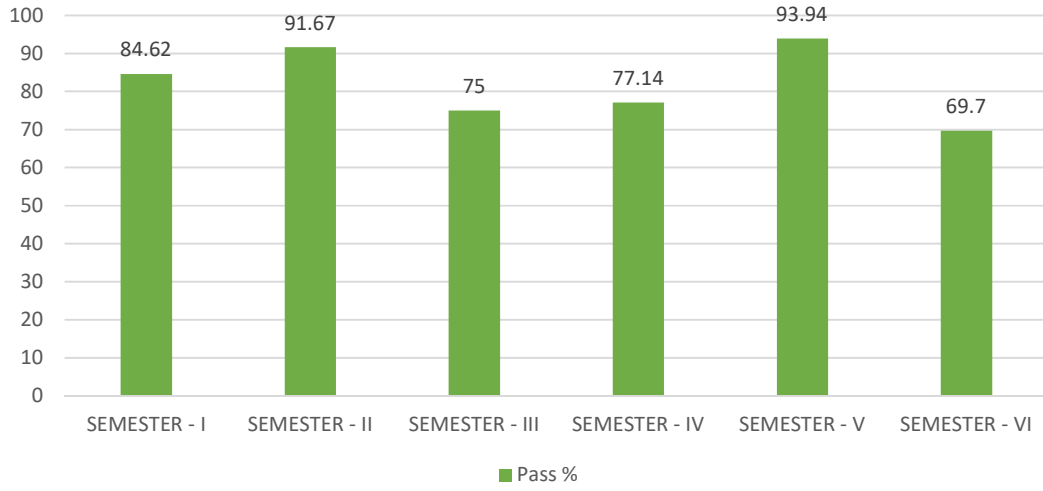
ACADEMIC YEAR 2022 - 2023

RESULT ANALYSIS

Sem	On Roll	Appeared	Absent	Pass	Failed	Pass %
SEMESTER - I	27	26	1	22	4	84.62
SEMESTER - II	26	24	2	22	2	91.67
SEMESTER - III	36	36	0	27	9	75.00
SEMESTER - IV	36	35	1	27	8	77.14
SEMESTER - V	33	33	0	31	2	93.94
SEMESTER - VI	33	33	0	23	10	69.70



Academic Year 2022-2023
Pass %



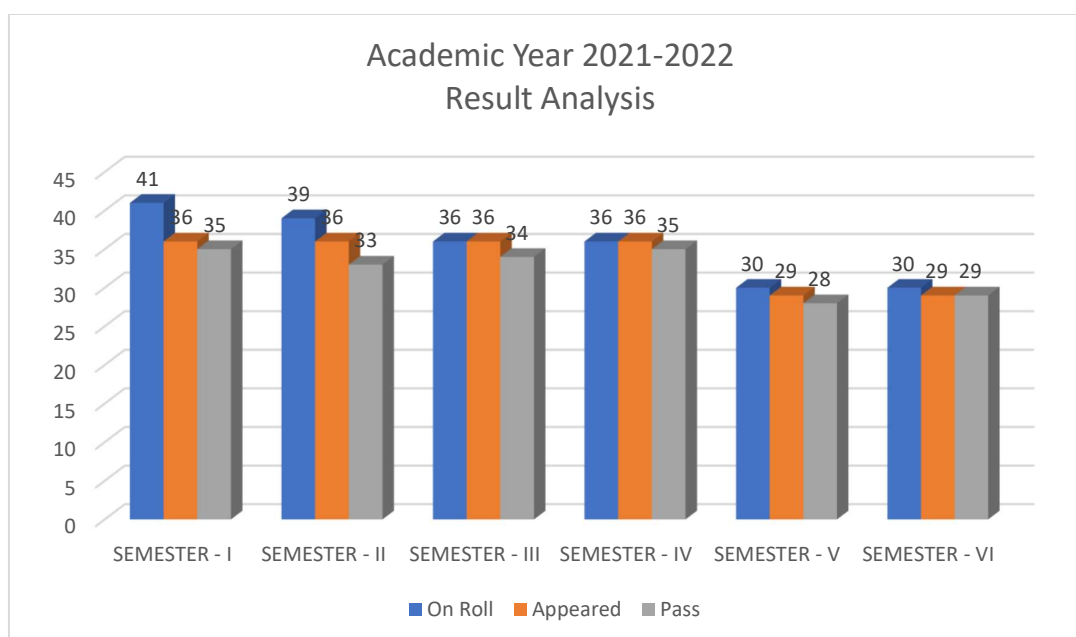
TELANGANA TRIBAL WELFARE RESIDENTIAL DEGREE COLLEGE (BOYS) MANUGURU

DEPARTMENT OF COMMERCE

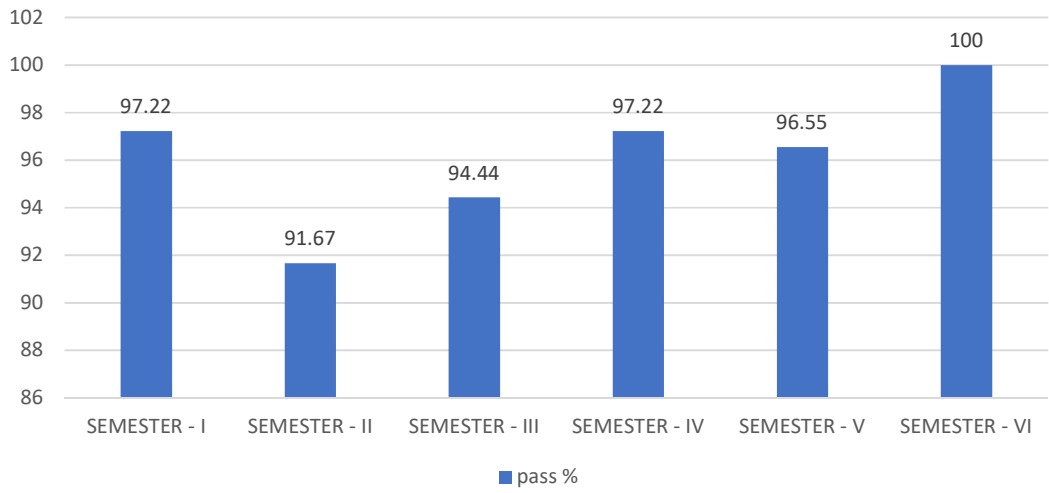
ACADEMIC YEAR 2021 - 2022

RESULT ANALYSIS

Sem	On Roll	Appeared	Absent	Pass	Failed	Pass %
SEMESTER - I	41	36	5	35	1	97.22
SEMESTER - II	39	36	5	33	3	91.67
SEMESTER - III	36	36	0	34	2	94.44
SEMESTER - IV	36	36	0	35	1	97.22
SEMESTER - V	30	29	1	28	1	96.55
SEMESTER - VI	30	29	1	29	0	100.00



Academic Year 2021-2022 Pass %

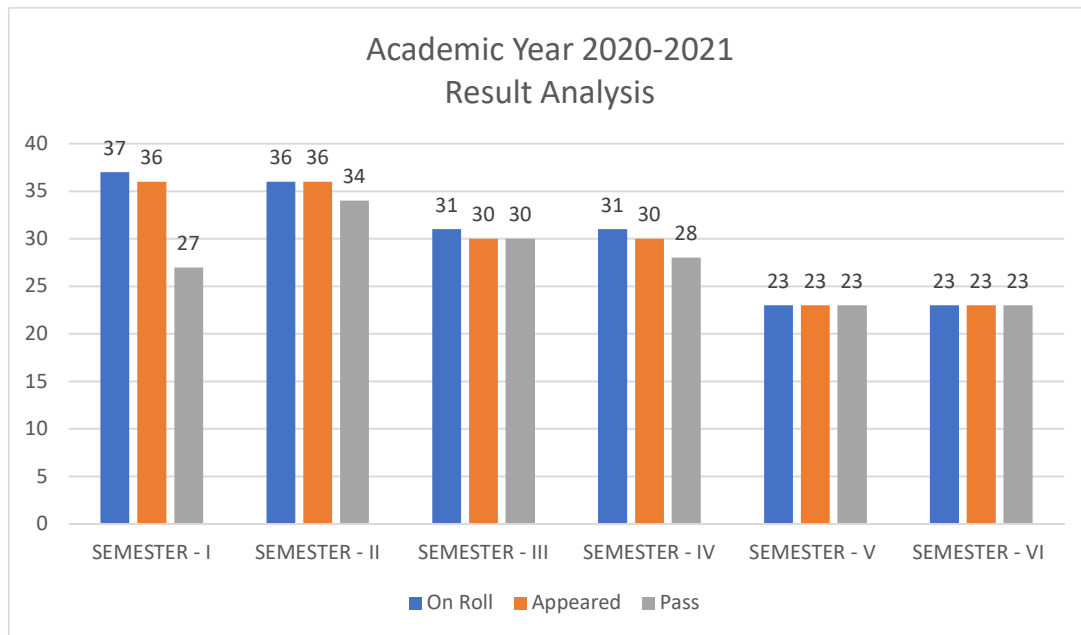


TELANGANA TRIBAL WELFARE RESIDENTIAL DEGREE COLLEGE (BOYS) MANUGURU

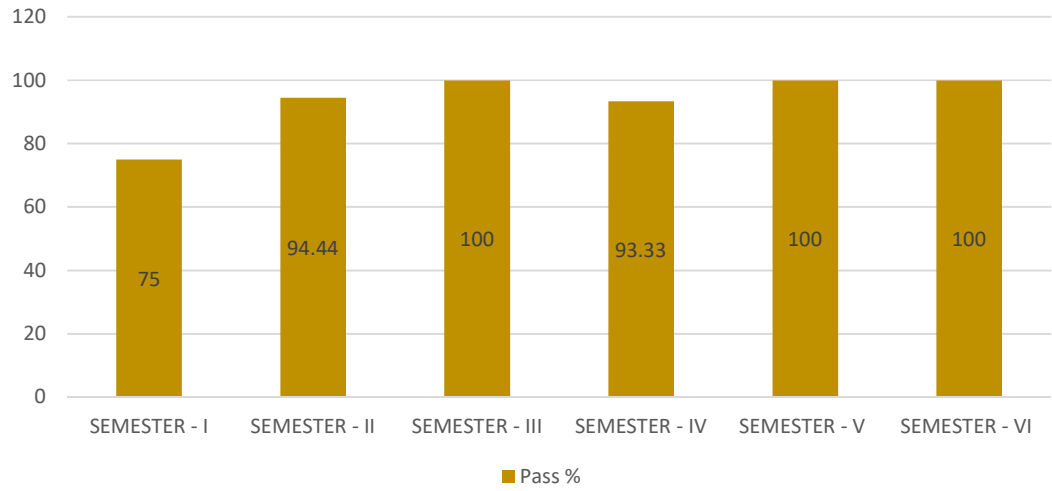
DEPARTMENT OF COMMERCE

**ACADEMIC YEAR 2020 - 2021
RESULT ANALYSIS**

Sem	On Roll	Appeared	Absent	Pass	Failed	Pass %
SEMESTER - I	37	36	1	27	9	75.00
SEMESTER - II	36	36	0	34	2	94.44
SEMESTER - III	31	30	1	30	0	100.00
SEMESTER - IV	31	30	1	28	2	93.33
SEMESTER - V	23	23	0	23	0	100.00
SEMESTER - VI	23	23	0	23	0	100.00



Academic Year 2020-2021
Pass %

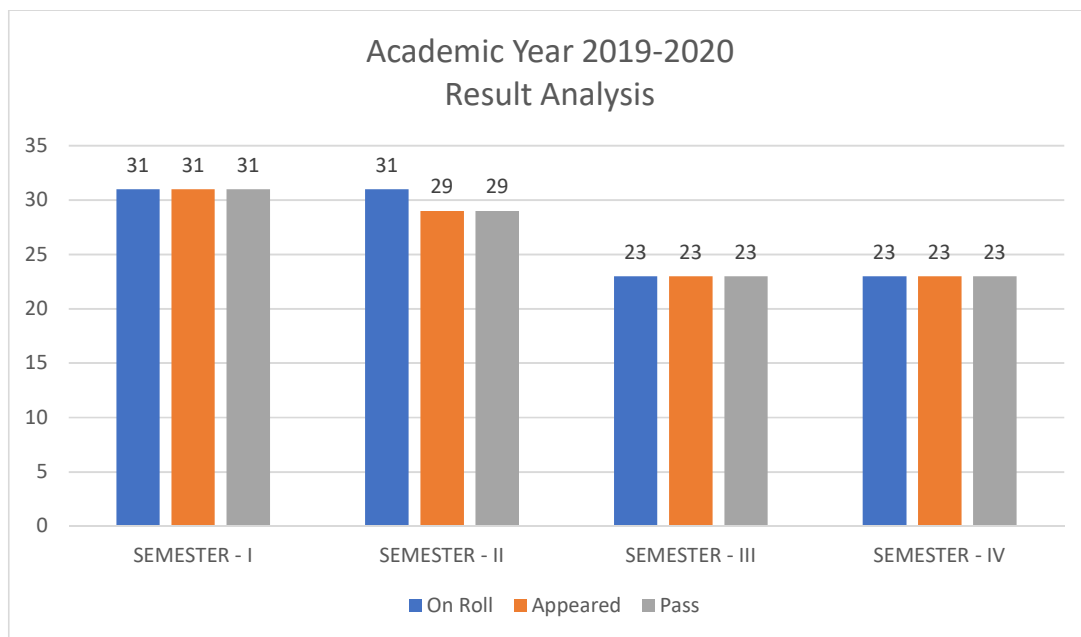


TELANGANA TRIBAL WELFARE RESIDENTIAL DEGREE COLLEGE (BOYS) MANUGURU

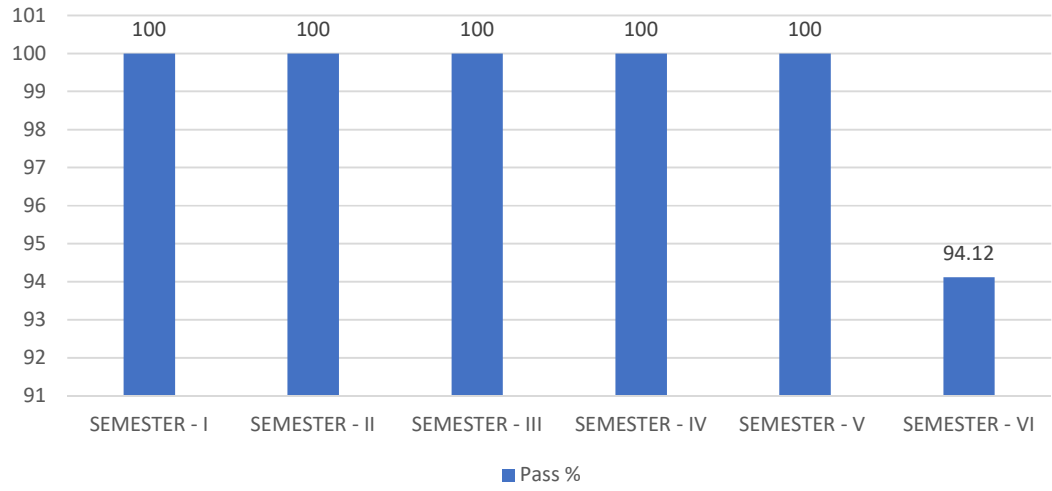
DEPARTMENT OF COMMERCE

**ACADEMIC YEAR 2019 - 2020
RESULT ANALYSIS**

Sem	On Roll	Appeared	Absent	Pass	Failed	Pass %
SEMESTER - I	31	31	0	31	0	100.00
SEMESTER - II	31	29	2	29	0	100.00
SEMESTER - III	23	23	0	23	0	100.00
SEMESTER - IV	23	23	0	23	0	100.00
SEMESTER - V	18	17	1	17	0	100.00
SEMESTER - VI	17	17	0	16	1	94.12



Academic Year 2019-2020
Pass %

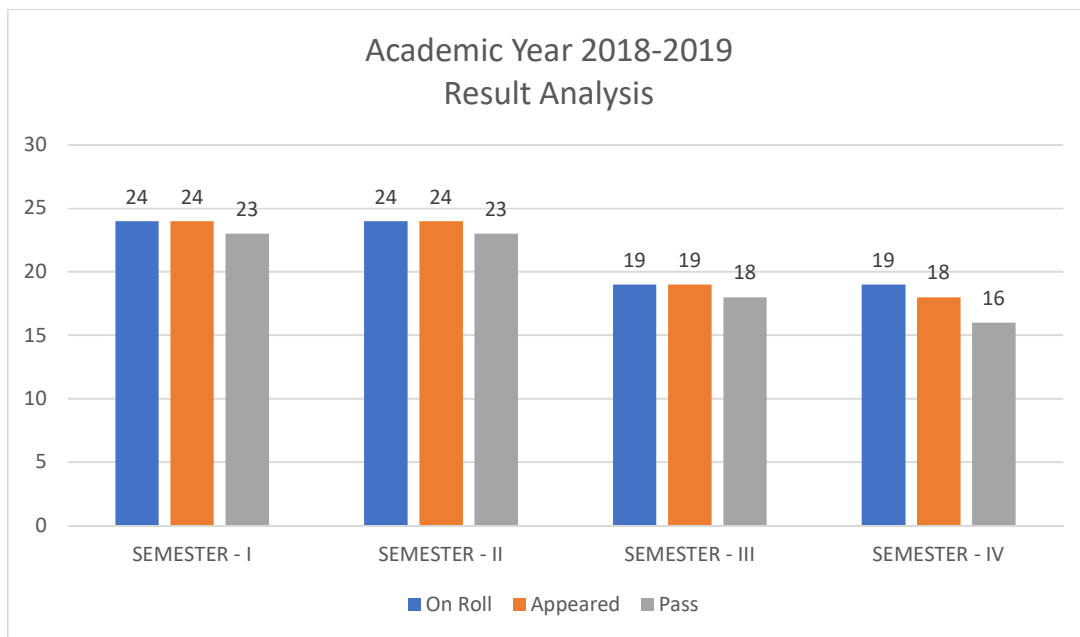


TELANGANA TRIBAL WELFARE RESIDENTIAL DEGREE COLLEGE (BOYS) MANUGURU

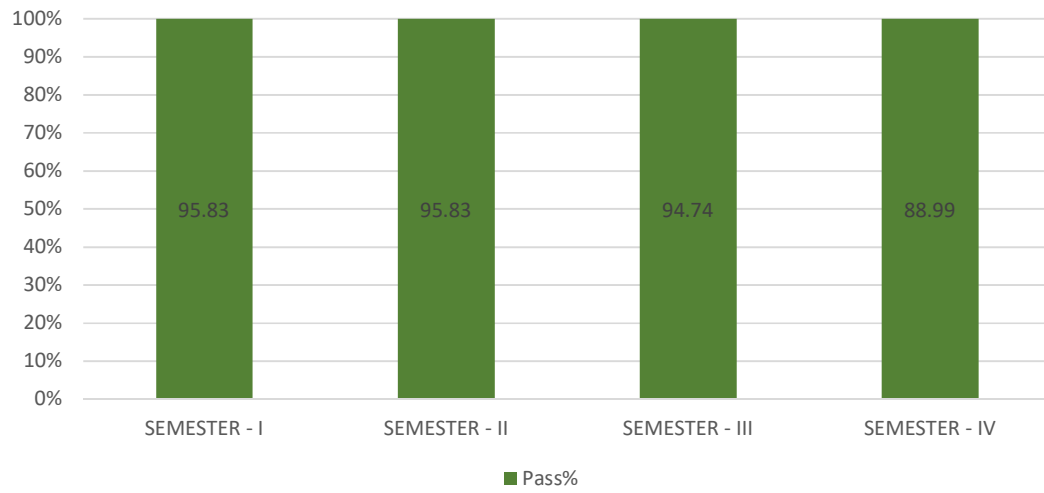
DEPARTMENT OF COMMERCE

**ACADEMIC YEAR 2018 - 2019
RESULT ANALYSIS**

Sem	On Roll	Appeared	Absent	Pass	Failed	Pass %
SEMESTER - I	24	24	0	23	1	95.83
SEMESTER - II	24	24	0	23	1	95.83
SEMESTER - III	19	19	0	18	1	94.74
SEMESTER - IV	19	18	1	16	2	88.89



Academic Year 2018-19 Pass%



TELANGANA TRIBAL WELFARE RESIDENTIAL DEGREE COLLEGE (BOYS) MANUGURU

DEPARTMENT OF COMMERCE

ACADEMIC YEAR 2017 - 2018

RESULT ANALYSIS

Sem	On Roll	Appeared	Absent	Pass	Failed	Pass %
SEMESTER - I	24	19	5	15	4	78.95
SEMESTER - II	19	19	0	18	1	94.74

